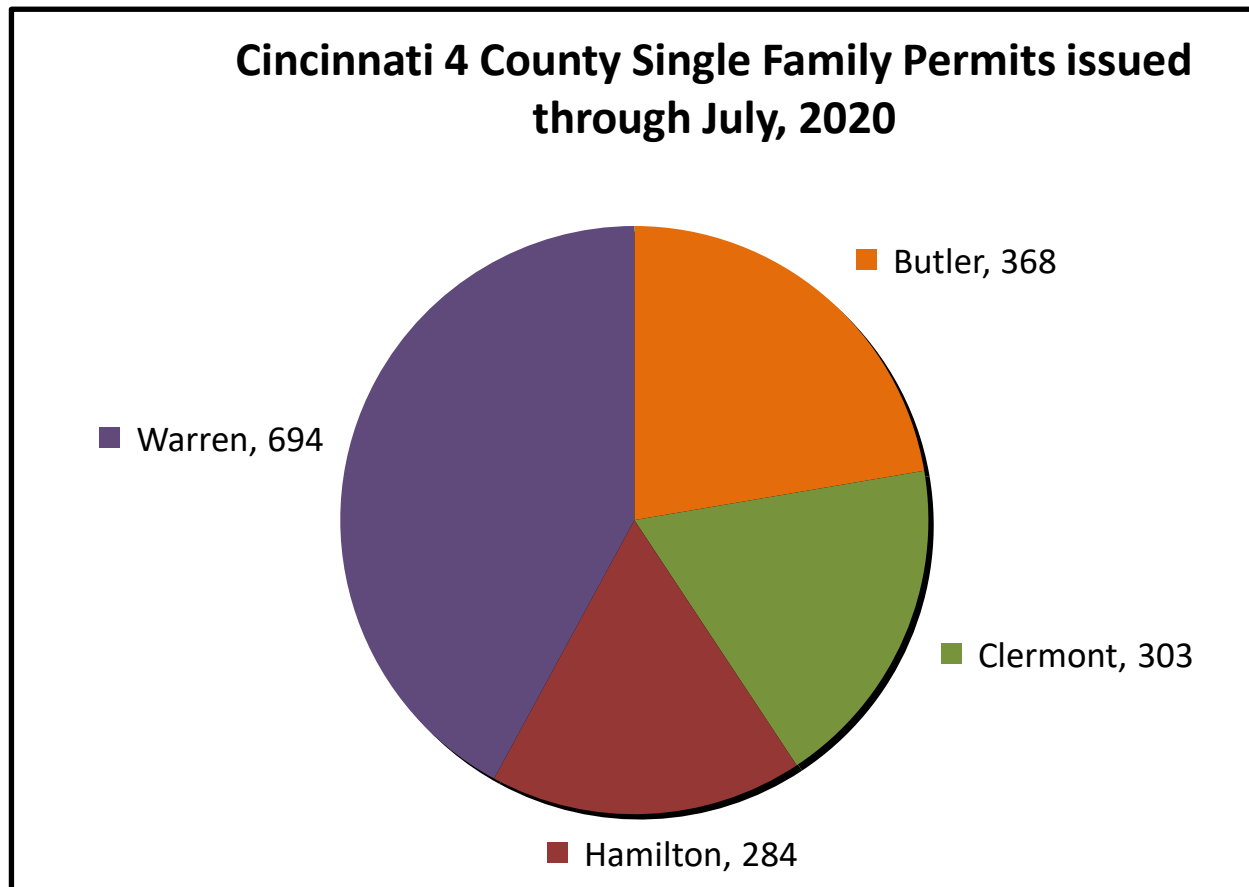
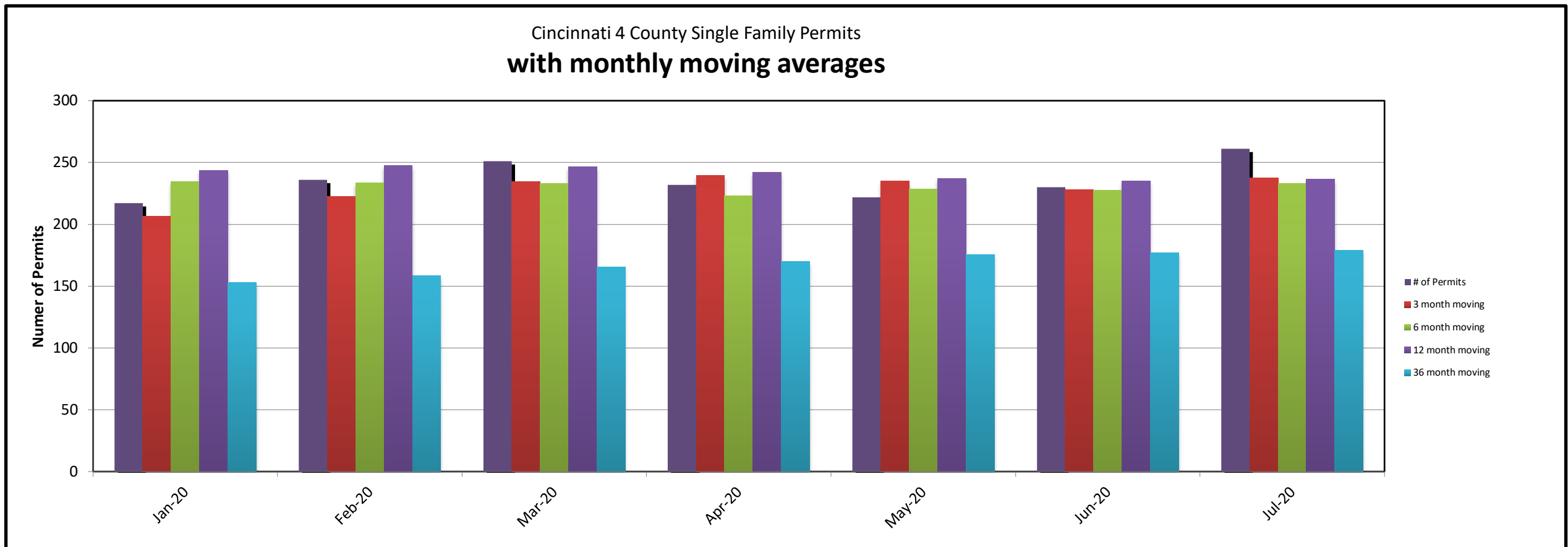



Cincinnati Residential Building Permits

Butler, Clermont, Hamilton & Warren Counties

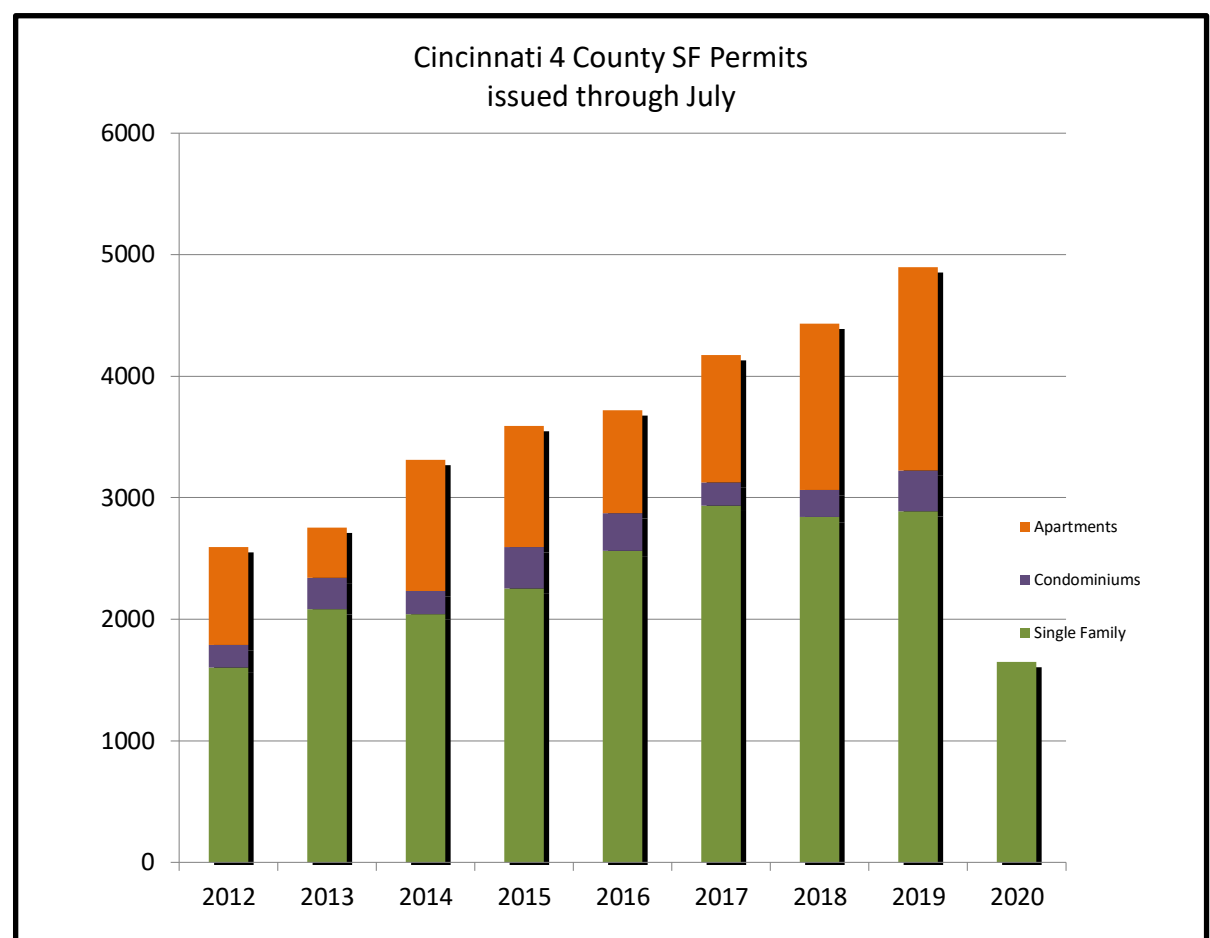



NPG DATAQUEST

NPG DataQuest provides new residential construction information for a twelve county region covering Cincinnati, Northern Kentucky and Dayton. For more details on this information, contact Mark Stenger at 513/886-4632 or npgdataquest@outlook.com

Total Permits by Month						
	2015	2016	2017	2018	2019	2020
January	117	185	237	589	188	369
February	142	229	270	260	687	377
March	212	254	357	337	279	275
April	409	363	338	473	660	243
May	276	334	334	340	398	234
June	326	355	439	313	287	250
July	326	297	505	321	338	275
August	242	628	656	410	258	-
September	526	285	249	228	529	-
October	245	307	283	244	325	-
November	597	231	209	486	721	-
December	172	252	300	433	227	-

Total Units by Year						
	2015	2016	2017	2018	2019	2020
Single Family	2,253	2,561	2,935	2,840	2,891	1,649
Condominiums	344	311	192	223	332	113
Apartments	993	848	1,050	1,371	1,674	261
TOTAL	3,590	3,720	4,177	4,434	4,897	2,023
% Change From Previous Year	12.2%	3.6%	12.3%	6.2%	10.4%	-58.7%



*YTD